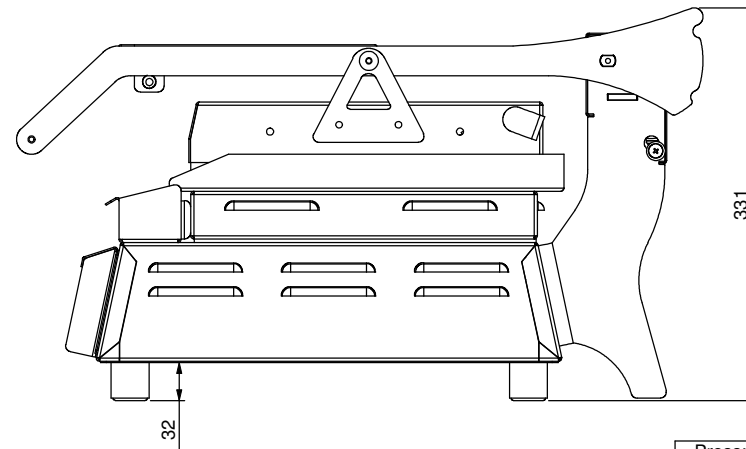
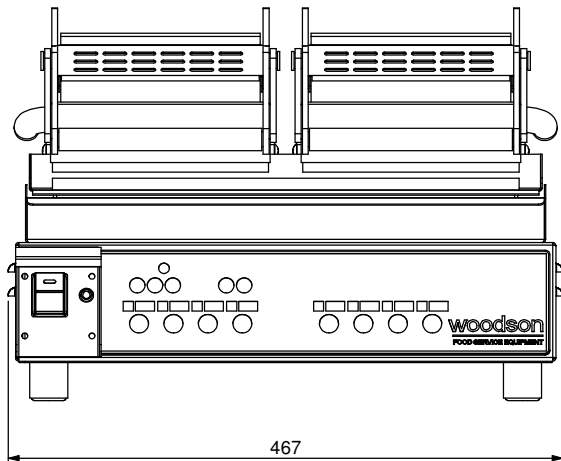
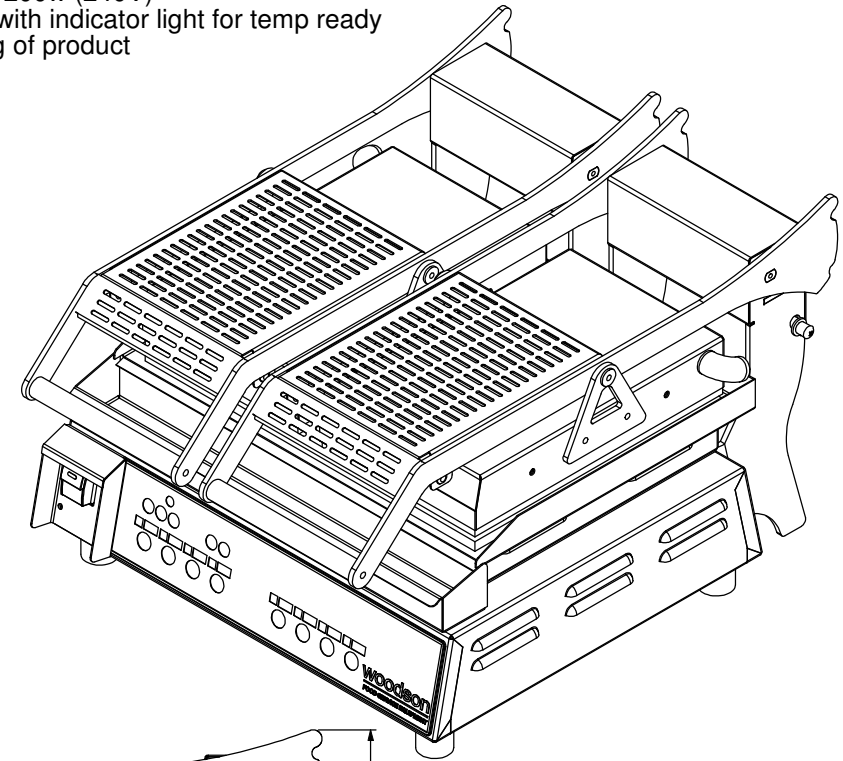
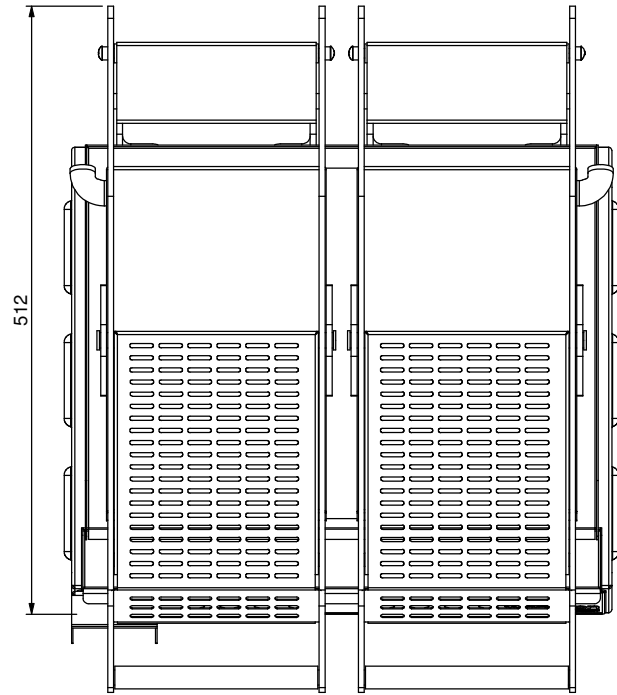


Product Details

Electrical Connection : Supply single phase
 : 240v, 10amps, 2200w, 10amp plug & lead supplied
 : 2 top elements @ 500w (240V)
 : 1 bottom elements @ 1200w (240V)

Unit Controls : Switch for main power with indicator light for temp ready
 : Control board for timing of product

Plate Size : Top 182 x 295
 : Bottom 393 x 295



Press:	Programmed by:	Date:	Punch:	Die:
--------	----------------	-------	--------	------

STODDART
 METAL FABRICATORS
 TOM STODDART Pty Ltd ACN 009 690 251
 215 Jackson Rd Sunnybank Hills Qld 4109
 PO Box 420 Sunnybank Qld 4109
 Phone (617) 3345 5011 Fax (617) 3344 1000
 Email sunnybank@stoddart.com.au
Quality in stainless steel

PRODUCT: Split Lid Contact Toaster				PART No: WGPC42 ASC-A001	
DRAWN	N Wooler	SIGNATURE	DATE	UNLESS OTHERWISE SPECIFIED: DIMENSIONS ARE IN MILLIMETERS	
APPVD			7/11/2005	DESCRIPTION: Assembly	
			MATERIAL:	REVISION	
			THICKNESS:	DWG No: WGPC42 ASC-D001	
			FINISH:	B	
DO NOT SCALE DRAWING				This drawing remains the property of Tom Stoddart Pty Ltd & cannot be reproduced without prior permission.	
				A3	Sheet 1 of 50

REV.	NAME	DATE	DESCRIPTION
B	N Wooler	22/11/2005	O/A sizes Changed