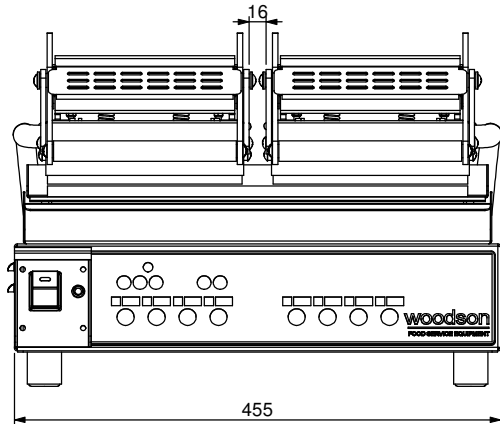


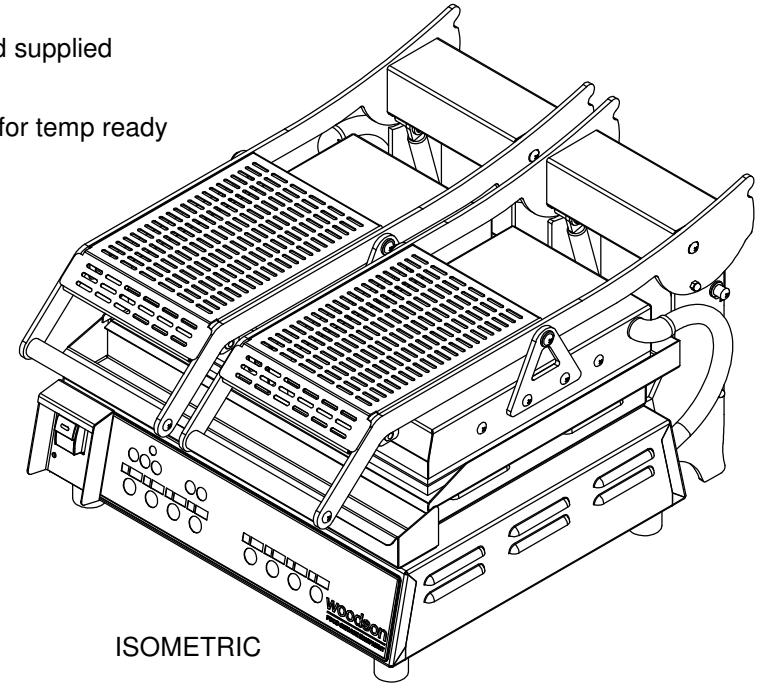
PLAN VIEW



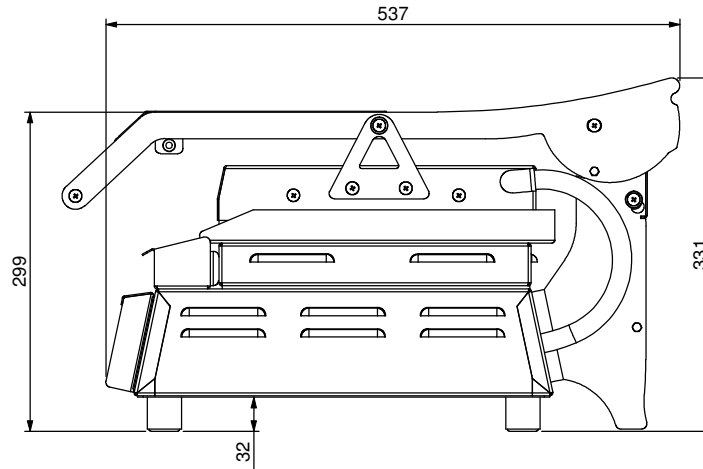
FRONT VIEW

Product Details

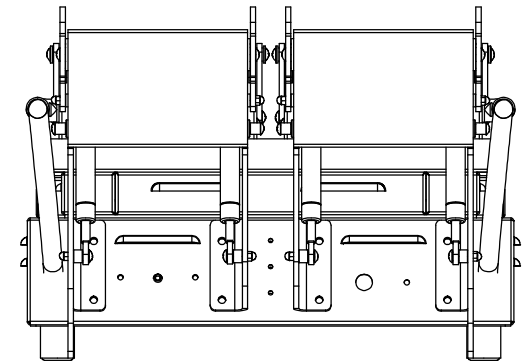
- Electrical Connection** : Supply single phase
 : 240v, 10amps, 2200w, 10amp plug & lead supplied
 : 2 top elements @ 500w (240V)
 : 1 bottom elements @ 1200w (240V)
- Unit Controls** : Switch for main power with indicator light for temp ready
 : Control board for timing of product
- Plate Size** : Top 182 x 295
 : Bottom 393 x 295



ISOMETRIC



SIDE VIEW



REAR VIEW

Press:	Programmed by:	Date:	Punch:	Die:
--------	----------------	-------	--------	------



**STODDART
MANUFACTURING**

TOM STODDART Pty Ltd ACN 009 690 251
 215 Jackson Rd Sunnybank Hills Qld 4109
 P.O. Box 420 Sunnybank Qld 4109
 Phone: (617) 3344 2444 Fax: (617) 3344 6403
 Email: sunnybank@stoddart.com.au

Quality in stainless steel

PRODUCT: WGPC52ASC - Lift Assist				PART No: WGPC52 ASC-A001	
NAME	SIGNATURE	DATE	UNLESS OTHERWISE SPECIFIED: DIMENSIONS ARE IN MILLIMETERS		
DRAWN G Johnson		22/01/2009	DESCRIPTION: Split Lid Contact Toaster		
APPVD			MATERIAL:	REVISION	
Weight: 42.16 kg			THICKNESS:	DWG No: WGPC52 ASC-D001	
Surface Area: 4.71 M2			FINISH:		
DO NOT SCALE DRAWING			This drawing remains the property of Tom Stoddart Pty Ltd & cannot be reproduced without prior permission.		